

Low Voltage Track System Module ML26-PS55-14W-940-18

Light Output Ratio:	100.0%	
Luminaire Power:	13.83 W	
SHR Nominal:	0.00	Calculated using the TM5
SHR Maximum:	1.00	fine grid method.

C Range: 0 - 360DEG
C Interval: 15.0DEG
Test Speed: HIGH
Temperature: 25.3DEG
Operators: Jason
Test Date: 2020-05-09

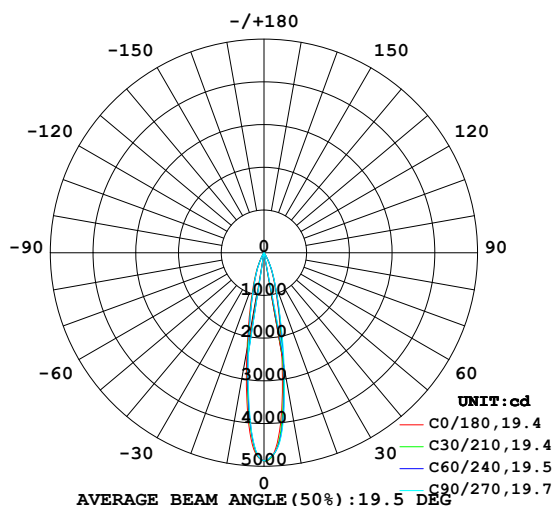
γ Range: 0 - 90DEG
 γ Interval: 0.5DEG
Test System: EVERFINE GO-2000B_V1 SYSTEM V2.0.362
Humidity: 58%
Test Distance: 5.850m [K=1.0000]
Remarks:

LUMINAIRE PHOTOMETRIC TEST REPORT

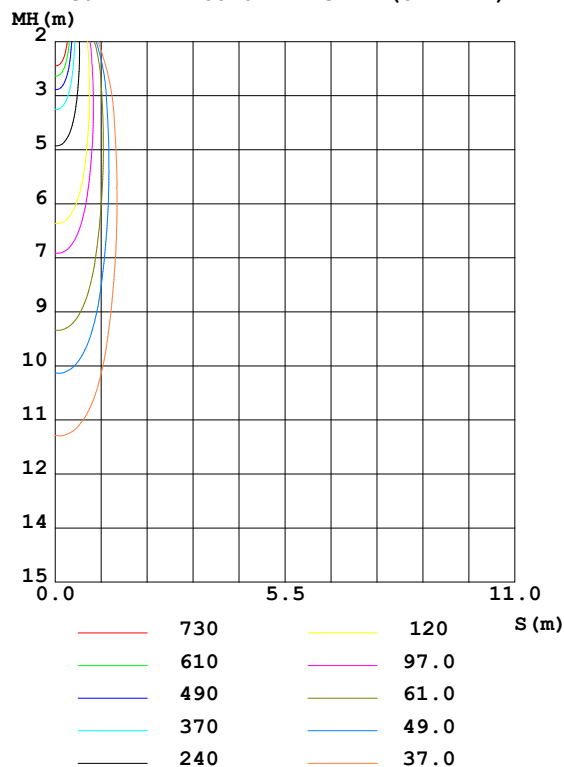
Test:U:48.00V I:0.2881A P:13.83W PF:1.000 Freq:0Hz Lamp Flux:873.097x1 lm		
NAME: ML26-PS55-14W-940-18	TYPE:Low Voltage Track System	Serial No.:
SPEC.:4000K	DIM.: ϕ 55mm*H150mm	
MFR.: NEKO LIGHTING AG		

DATA OF LAMP		PHOTOMETRIC DATA				Eff: 63.14 lm/W
MODEL	CITIZEN-4000K	I _{max} (cd)	4878	S/MH (C0/180)	0.33	
NOMINAL POWER (W)	14	LOR (%)	100.0	S/MH (C90/270)	0.30	
RATED VOLTAGE (V)	48	TOTAL FLUX (lm)	873.10	η UP,DN (C0-180)	0.0,54.7	
NOMINAL FLUX (lm)	873.097	CIE CLASS	DIRECT	η UP,DN (C180-360)	0.0,45.3	
LAMPS INSIDE	1	η up (%)	0.0	CIBSE SHR NOM	0.00	
TEST VOLTAGE (V)	48	η down (%)	100.0	CIBSE SHR MAX	1.00	

LUMINOUS INTENSITY DISTRIBUTION DIAGRAM



C0 PLANE ISOLUX DIAGRAM (UNIT:lx)



C Range: 0 - 360DEG
C Interval: 15.0DEG
Test Speed: HIGH
Temperature:25.3DEG
Operators:Jason
Test Date:2020-05-09

γ Range: 0 - 90DEG
 γ Interval: 0.5DEG
Test System:EVERFINE GO-2000B_V1 SYSTEM V2.0.362
Humidity:58%
Test Distance:5.850m [K=1.0000]
Remarks:

ZONAL FLUX DIAGRAM

ZONAL FLUX DIAGRAM:

γ	C0	C45	C90	C135	C180	C225	C270	C315	γ	Φ zone	Φ total	%lum, lamp
10	2414	2643	2722	2658	2286	2082	2066	2092	0- 10	332.2	332.2	38,38
20	673.1	717.2	723.3	740.1	632.5	566.9	564.0	600.2	10- 20	346.3	678.5	77.7,77.7
30	115.7	143.9	127.1	131.3	104.6	88.57	83.58	85.94	20- 30	150.7	829.2	95,95
40	24.96	25.14	24.17	22.59	21.18	18.75	19.75	19.53	30- 40	30.00	859.2	98.4,98.4
50	7.420	7.763	6.659	6.019	6.272	6.337	6.357	6.118	40- 50	9.426	868.6	99.5,99.5
60	2.425	2.313	2.197	2.157	2.038	1.838	2.159	2.116	50- 60	3.432	872.0	99.9,99.9
70	0.2013	0.1769	0.1950	0.1812	0.1529	0.1641	0.1442	0.1773	60- 70	0.8912	872.9	100,100
80	0.0853	0.0655	0.0854	0.0634	0.0588	0.0678	0.0480	0.0744	70- 80	0.1177	873.0	100,100
90	0.0415	0.0394	0.0437	0.0437	0.0284	0.0262	0.0262	0.0262	80- 90	0.0509	873.1	100,100
100									90-100			
110									100-110			
120									110-120			
130									120-130			
140									130-140			
150									140-150			
160									150-160			
170									160-170			
180									170-180			
DEG	LUMINOUS INTENSITY:cd									UNIT:lm		

Conical surface Flux(90deg): 865.08 lm

%lum = 99.1%

%lamp = 99.1%

Conical surface Flux(120deg): 872.04 lm

%lum = 99.9%

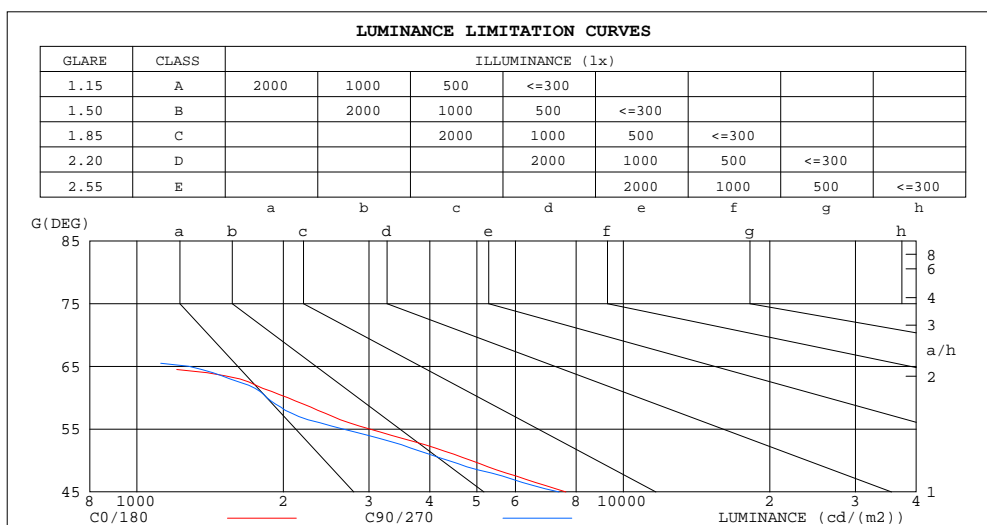
%lamp = 99.9%

C Range: 0 - 360DEG
C Interval: 15.0DEG
Test Speed: HIGH
Temperature:25.3DEG
Operators:Jason
Test Date:2020-05-09

γ Range: 0 - 90DEG
 γ Interval: 0.5DEG
Test System:EVERFINE GO-2000B_V1 SYSTEM V2.0.362
Humidity:58%
Test Distance:5.850m [K=1.0000]
Remarks:

LUMINANCE LIMITATION CURVES

Test:U:48.00V I:0.2881A P:13.83W PF:1.000 Freq:0Hz Lamp Flux:873.097x1 lm		
NAME: ML26-PS55-14W-940-18	TYPE:Low Voltage Track System	Serial No.:
SPEC.:4000K	DIM.: ϕ 55mm*H150mm	
MFR.: NEKO LIGHTING AG		



LUMINANCE cd/(m2)		
G(DEG)	C0/180	C90/270
85	275	296
80	207	207
75	207	207
70	248	240
65	676	1279
60	2043	1851
55	3012	2654
50	4862	4364
45	7622	7373

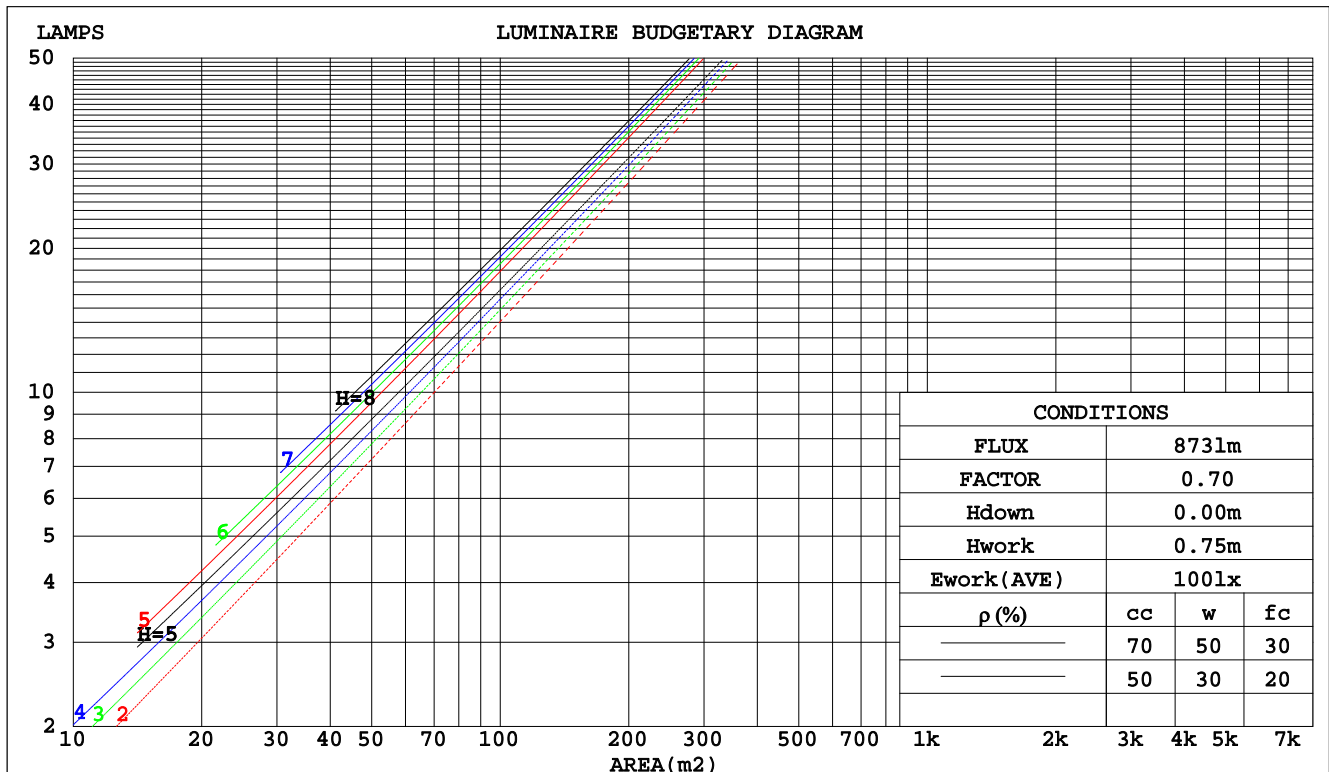
C Range: 0 - 360DEG
C Interval: 15.0DEG
Test Speed: HIGH
Temperature:25.3DEG
Operators:Jason
Test Date:2020-05-09

γ Range: 0 - 90DEG
 γ Interval: 0.5DEG
Test System:EVERFINE GO-2000B_V1 SYSTEM V2.0.362
Humidity:58%
Test Distance:5.850m [K=1.0000]
Remarks:

CU AND LUMINAIRE BUDGETARY ESTIMATE DIAGRAM

Test:U:48.00V I:0.2881A P:13.83W PF:1.000 Freq:0Hz Lamp Flux:873.097x1 lm		
NAME: ML26-PS55-14W-940-18	TYPE:Low Voltage Track System	Serial No.:
SPEC.:4000K	DIM.: ϕ 55mm*H150mm	
MFR.: NEKO LIGHTING AG		

pcc	80%			70%			50%			30%			10%			0
pw	50%	30%	10%	50%	30%	10%	50%	30%	10%	50%	30%	10%	50%	30%	10%	0
pfc	20%			20%			20%			20%			20%			0
RCR	RCR:Room Cavity Ratio						Coefficients of Utilization(CU)									
0.0	1.19	1.19	1.19	1.16	1.16	1.16	1.11	1.11	1.11	1.06	1.06	1.06	1.02	1.02	1.02	1.00
1.0	1.13	1.11	1.09	1.11	1.09	1.08	1.07	1.06	1.04	1.03	1.02	1.01	.00	.99	.98	.97
2.0	1.08	1.05	1.02	1.06	1.03	1.01	1.03	1.01	.99	1.00	.98	.97	.97	.96	.95	.93
3.0	1.03	.00	.97	1.02	.99	.96	.99	.97	.94	.97	.95	.93	.95	.93	.92	.90
4.0	.99	.95	.92	.98	.94	.92	.96	.93	.91	.94	.92	.90	.93	.90	.89	.87
5.0	.96	.91	.88	.95	.91	.88	.93	.90	.87	.92	.89	.87	.90	.88	.86	.85
6.0	.92	.88	.85	.92	.88	.85	.90	.87	.84	.89	.86	.84	.88	.85	.83	.82
7.0	.89	.85	.82	.89	.85	.82	.88	.84	.82	.87	.84	.81	.86	.83	.81	.80
8.0	.87	.83	.80	.86	.82	.80	.85	.82	.79	.84	.81	.79	.84	.81	.79	.78
9.0	.84	.80	.77	.84	.80	.77	.83	.80	.77	.82	.79	.77	.82	.79	.77	.76
10.0	.82	.78	.75	.82	.78	.75	.81	.77	.75	.80	.77	.75	.80	.77	.75	.74



C Range: 0 - 360DEG
C Interval: 15.0DEG
Test Speed: HIGH
Temperature:25.3DEG
Operators:Jason
Test Date:2020-05-09

γ Range: 0 - 90DEG
 γ Interval: 0.5DEG
Test System:EVERFINE GO-2000B_V1 SYSTEM V2.0.362
Humidity:58%
Test Distance:5.850m [K=1.0000]
Remarks:

WEC AND CCEC

Test:U:48.00V I:0.2881A P:13.83W PF:1.000 Freq:0Hz Lamp Flux:873.097x1 lm		
NAME: ML26-PS55-14W-940-18	TYPE:Low Voltage Track System	Serial No.:
SPEC.:4000K	DIM.: ϕ 55mm*H150mm	
MFR.: NEKO LIGHTING AG		

ρ_{cc}	80%			70%			50%			30%			10%			0	
ρ_w	50%	30%	10%	50%	30%	10%	50%	30%	10%	50%	30%	10%	50%	30%	10%	0	
ρ_{fc}	20%			20%			20%			20%			20%			0	
RCR	RCR:Room Cavity Ratio						Wall Exitance Coefficients(WEC)										
0.0																	
1.0	.136	.077	.025	.129	.074	.023	.117	.067	.021	.106	.061	.020	.095	.055	.018		
2.0	.126	.069	.021	.121	.066	.020	.111	.061	.019	.101	.057	.018	.092	.052	.016		
3.0	.118	.063	.019	.113	.061	.018	.105	.057	.017	.097	.053	.016	.089	.050	.015		
4.0	.110	.057	.017	.106	.056	.016	.099	.053	.016	.093	.050	.015	.086	.047	.014		
5.0	.104	.053	.015	.101	.052	.015	.095	.049	.014	.089	.047	.014	.084	.045	.013		
6.0	.098	.049	.014	.095	.048	.014	.090	.046	.013	.085	.044	.013	.081	.042	.013		
7.0	.093	.046	.013	.091	.045	.013	.086	.044	.013	.082	.042	.012	.078	.041	.012		
8.0	.089	.043	.012	.087	.043	.012	.083	.041	.012	.079	.040	.012	.075	.039	.011		
9.0	.085	.041	.011	.083	.040	.011	.080	.039	.011	.076	.038	.011	.073	.037	.011		
10.0	.081	.039	.011	.080	.038	.011	.077	.037	.011	.074	.037	.010	.071	.036	.010		

ρ_{cc}	80%			70%			50%			30%			10%			0
ρ_w	50%	30%	10%	50%	30%	10%	50%	30%	10%	50%	30%	10%	50%	30%	10%	0
ρ_{fc}	20%			20%			20%			20%			20%			0
RCR	RCR:Room Cavity Ratio						Ceiling Cavity Exitance Coefficients(CCEC)									
0.0	.190	.190	.190	.163	.163	.163	.111	.111	.111	.064	.064	.064	.020	.020	.020	
1.0	.168	.158	.148	.144	.135	.127	.098	.093	.088	.057	.054	.051	.018	.017	.017	
2.0	.150	.133	.118	.129	.114	.102	.088	.079	.071	.051	.046	.042	.016	.015	.014	
3.0	.135	.113	.096	.116	.098	.083	.080	.068	.058	.046	.040	.034	.015	.013	.011	
4.0	.123	.098	.079	.105	.085	.069	.072	.059	.048	.042	.035	.029	.013	.011	.009	
5.0	.112	.086	.066	.096	.074	.057	.066	.052	.041	.038	.030	.024	.012	.010	.008	
6.0	.103	.076	.056	.089	.065	.049	.061	.046	.034	.035	.027	.020	.011	.009	.007	
7.0	.096	.067	.048	.082	.058	.041	.057	.041	.029	.033	.024	.017	.011	.008	.006	
8.0	.089	.061	.041	.077	.053	.036	.053	.037	.025	.031	.022	.015	.010	.007	.005	
9.0	.083	.055	.036	.072	.048	.031	.050	.034	.022	.029	.020	.013	.009	.006	.004	
10.0	.078	.050	.031	.068	.044	.027	.047	.031	.019	.027	.018	.012	.009	.006	.004	

C Range: 0 - 360DEG
C Interval: 15.0DEG
Test Speed: HIGH
Temperature:25.3DEG
Operators:Jason
Test Date:2020-05-09

γ Range: 0 - 90DEG
 γ Interval: 0.5DEG
Test System:EVERFINE GO-2000B_V1 SYSTEM V2.0.362
Humidity:58%
Test Distance:5.850m [K=1.0000]
Remarks:

UGR(Unified Glare Rating) Table

Test:U:48.00V I:0.2881A P:13.83W PF:1.000 Freq:0Hz Lamp Flux:873.097x1 lm										
NAME: ML26-PS55-14W-940-18					TYPE:Low Voltage Track SystemSerial No.:					
SPEC.:4000K					DIM.: ϕ 55mm*H150mm					
MFR.: NEKO LIGHTING AG										
ceiling/cavity	0.7	0.7	0.5	0.5	0.3	0.7	0.7	0.5	0.5	0.3
walls	0.5	0.3	0.5	0.3	0.3	0.5	0.3	0.5	0.3	0.3
working plane	0.2	0.2	0.2	0.2	0.2	0.2	0.2	0.2	0.2	0.2
Room dimensions	Viewed crosswise					Viewed endwise				
x = 2H y = 2H	10.4	11.0	10.6	11.2	11.3	10.4	11.0	10.6	11.2	11.3
3H	10.2	10.8	10.5	11.0	11.2	10.2	10.8	10.5	11.0	11.2
4H	10.2	10.7	10.4	10.9	11.1	10.2	10.7	10.4	10.9	11.2
6H	10.1	10.6	10.4	10.8	11.1	10.1	10.6	10.4	10.9	11.1
8H	10.0	10.6	10.3	10.8	11.1	10.0	10.6	10.3	10.8	11.1
12H	10.0	10.5	10.3	10.8	11.0	10.0	10.5	10.3	10.8	11.0
4H 2H	10.2	10.8	10.5	11.0	11.2	10.2	10.8	10.5	11.0	11.2
3H	10.0	10.5	10.3	10.8	11.1	10.0	10.6	10.4	10.8	11.1
4H	10.0	10.4	10.3	10.7	11.0	10.0	10.4	10.3	10.7	11.0
6H	9.9	10.3	10.2	10.6	10.9	9.9	10.3	10.2	10.6	10.9
8H	9.8	10.2	10.2	10.5	10.9	9.8	10.2	10.2	10.5	10.9
12H	9.7	10.1	10.1	10.5	10.8	9.7	10.1	10.2	10.5	10.9
8H 4H	9.8	10.2	10.2	10.5	10.9	9.8	10.2	10.2	10.5	10.9
6H	9.7	10.0	10.1	10.4	10.8	9.7	10.0	10.1	10.4	10.8
8H	9.6	9.9	10.1	10.3	10.8	9.6	9.9	10.1	10.3	10.8
12H	9.6	9.8	10.0	10.2	10.7	9.6	9.8	10.0	10.3	10.7
12H 4H	9.7	10.1	10.1	10.5	10.8	9.7	10.1	10.1	10.5	10.8
6H	9.6	9.9	10.1	10.3	10.8	9.6	9.9	10.1	10.3	10.8
8H	9.6	9.8	10.0	10.2	10.7	9.6	9.8	10.0	10.3	10.7
Variations with the observer position at spacings:										
S = 1.0H	+ 2.6 / - 6.5					+ 2.6 / - 7.0				
1.5H	+ 4.0 / - 4.7					+ 4.0 / - 4.7				
2.0H	+ 4.3 / - 5.0					+ 4.4 / - 4.6				

CIE Pub.117, 873.1 lm Total Lamp Luminous Flux Correct ($8\log(F/F_0) = -0.5$)

C Range: 0 - 360DEG
C Interval: 15.0DEG
Test Speed: HIGH
Temperature:25.3DEG
Operators:Jason
Test Date:2020-05-09

γ Range: 0 - 90DEG
 γ Interval: 0.5DEG
Test System:EVERFINE GO-2000B_V1 SYSTEM V2.0.362
Humidity:58%
Test Distance:5.850m [K=1.0000]
Remarks:

UTILIZATION FACTORS TABLE

Test:U:48.00V I:0.2881A P:13.83W PF:1.000 Freq:0Hz Lamp Flux:873.097x1 lm		
NAME: ML26-PS55-14W-940-18	TYPE:Low Voltage Track System	SERIAL No.:
SPEC.:4000K	DIM.: $\varnothing 55\text{mm} \times \text{H}150\text{mm}$	
MFR.: NEKO LIGHTING AG		

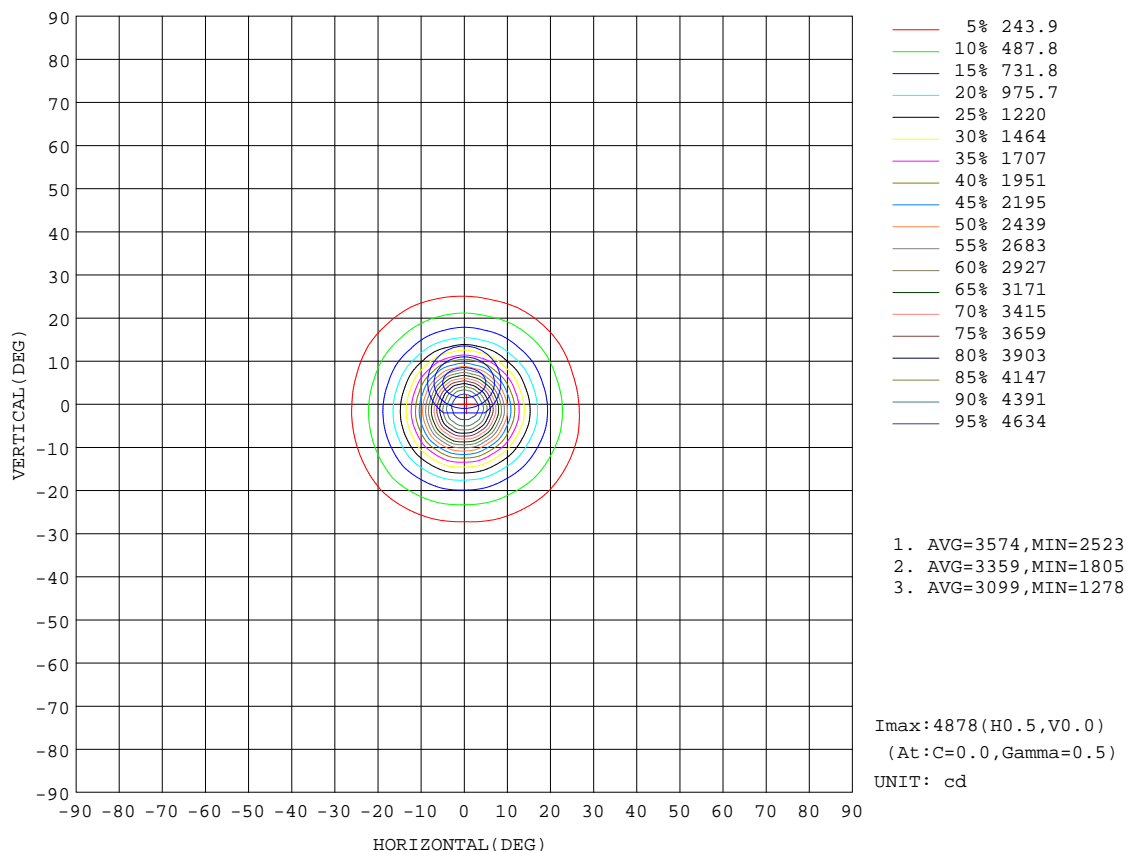
REFLECTANCE										
Ceiling	0.8	0.8	0.8	0.7	0.7	0.7	0.5	0.5	0.5	0
Walls	0.7	0.5	0.3	0.7	0.5	0.3	0.7	0.5	0.3	0
Working plane	0.2	0.2	0.2	0.2	0.2	0.2	0.2	0.2	0.2	0
ROOM INDEX	UTILIZATION FACTORS(PERCENT) $k(RI) \times RCR = 5$									
$k = 0.60$	91	85	81	90	85	81	89	84	81	78
0.80	98	92	89	97	92	89	96	91	88	85
1.00	101	96	93	101	96	93	99	96	92	89
1.25	105	100	97	104	100	97	102	99	96	92
1.50	107	103	100	106	102	100	104	101	99	94
2.00	110	106	103	108	105	102	106	103	101	96
2.50	111	108	105	110	107	104	107	104	102	97
3.00	113	109	107	111	108	106	108	105	104	97
4.00	114	112	110	112	110	109	109	107	106	99
5.00	116	114	112	114	112	110	110	108	107	100
ROOM INDEX	UF(total)									Direct
According to DIN EN 13032-2 2004			Suspended					SHRNOM = 1.25		

C Range: 0 - 360DEG
 C Interval: 15.0DEG
 Test Speed: HIGH
 Temperature:25.3DEG
 Operators:Jason
 Test Date:2020-05-09

γ Range: 0 - 90DEG
 γ Interval: 0.5DEG
 Test System:EVERFINE GO-2000B_V1 SYSTEM V2.0.362
 Humidity:58%
 Test Distance:5.850m [K=1.0000]
 Remarks:

ISOCANDELA DIAGRAM

Test:U:48.00V I:0.2881A P:13.83W PF:1.000 Freq:0Hz Lamp Flux:873.097x1 lm		
NAME: ML26-PS55-14W-940-18	TYPE:Low Voltage Track System	SERIAL No.:
SPEC.:4000K	DIM.: ϕ 55mm*H150mm	
MFR.: NEKO LIGHTING AG		

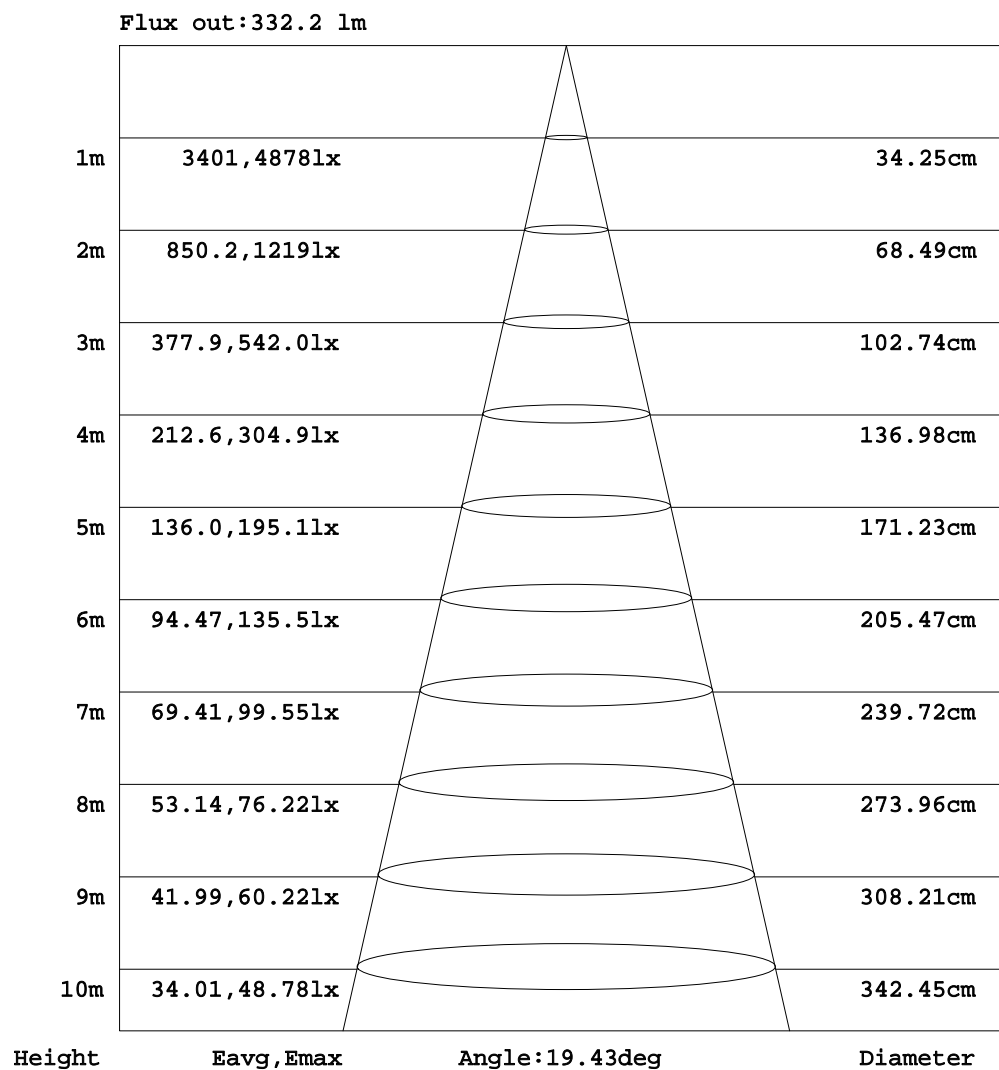


C Range: 0 - 360DEG
C Interval: 15.0DEG
Test Speed: HIGH
Temperature:25.3DEG
Operators:Jason
Test Date:2020-05-09

γ Range: 0 - 90DEG
 γ Interval: 0.5DEG
Test System:EVERFINE GO-2000B_V1 SYSTEM V2.0.362
Humidity:58%
Test Distance:5.850m [K=1.0000]
Remarks:

AAI Figure

Test:U:48.00V I:0.2881A P:13.83W PF:1.000 Freq:0Hz Lamp Flux:873.097x1 lm		
NAME: ML26-PS55-14W-940-18	TYPE:Low Voltage Track System	Serial No.:
SPEC.:4000K	DIM.: ϕ 55mm*H150mm	
MFR.: NEKO LIGHTING AG		



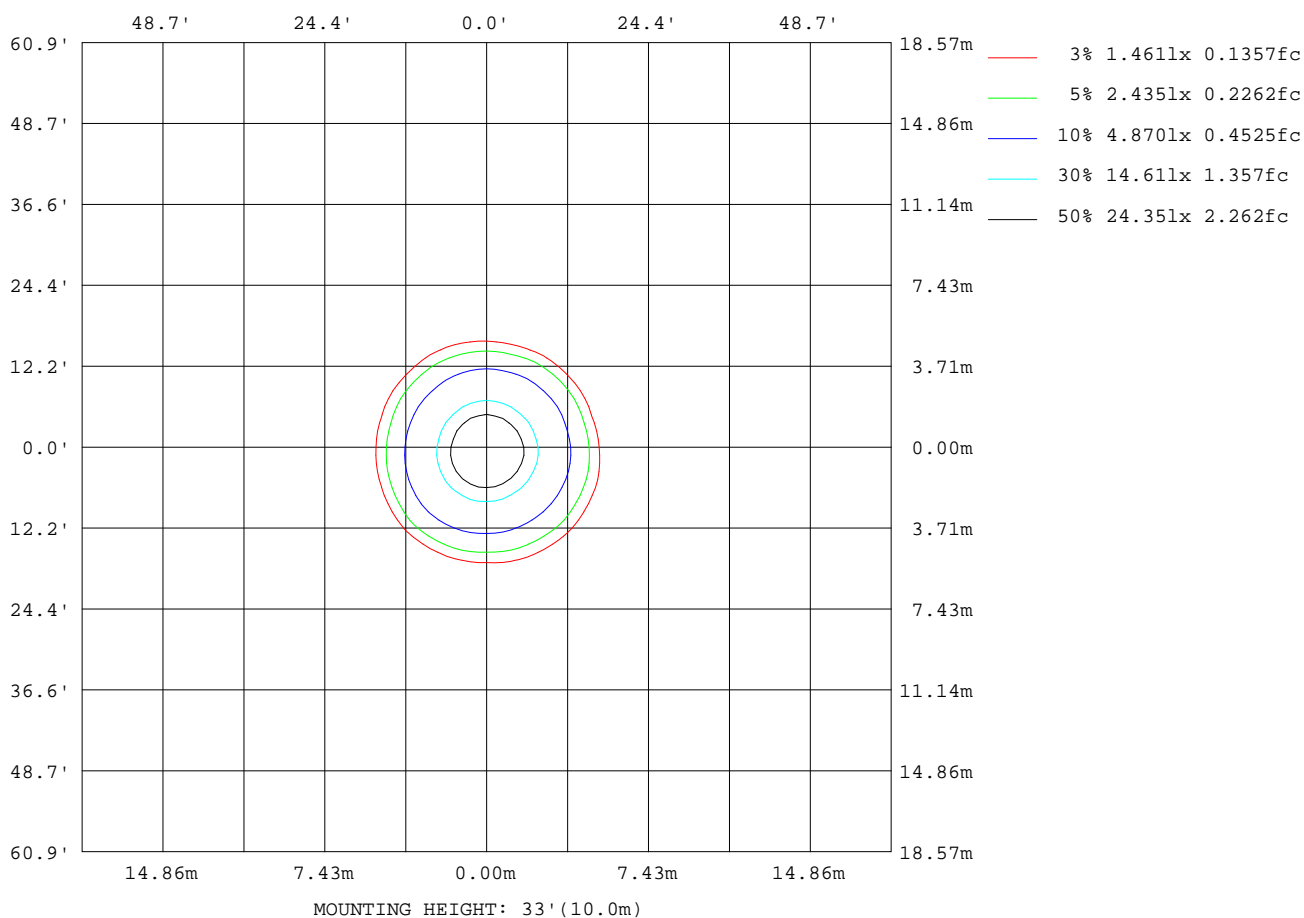
Note:The Curves indicate the illuminated area and the average illumination when the luminaire is at different distance.

C Range: 0 - 360DEG
C Interval: 15.0DEG
Test Speed: HIGH
Temperature:25.3DEG
Operators:Jason
Test Date:2020-05-09

γ Range: 0 - 90DEG
 γ Interval: 0.5DEG
Test System:EVERFINE GO-2000B_V1 SYSTEM V2.0.362
Humidity:58%
Test Distance:5.850m [K=1.0000]
Remarks:

ISOLUX DIAGRAM

Test:U:48.00V I:0.2881A P:13.83W PF:1.000 Freq:0Hz Lamp Flux:873.097x1 lm		
NAME: ML26-PS55-14W-940-18	TYPE:Low Voltage Track System	SERIAL No.:
SPEC.:4000K	DIM.: ϕ 55mm*H150mm	
MFR.: NEKO LIGHTING AG		



C Range: 0 - 360DEG
 C Interval: 15.0DEG
 Test Speed: HIGH
 Temperature:25.3DEG
 Operators:Jason
 Test Date:2020-05-09

γ Range: 0 - 90DEG
 γ Interval: 0.5DEG
 Test System:EVERFINE GO-2000B_V1 SYSTEM V2.0.362
 Humidity:58%
 Test Distance:5.850m [K=1.0000]
 Remarks:

LED Avg.L Report

Test:U:48.00V I:0.2881A P:13.83W PF:1.000 Freq:0Hz Lamp Flux:873.097x1 lm		
NAME: ML26-PS55-14W-940-18	TYPE:Low Voltage Track System	SERIAL No.:
SPEC.:4000K	DIM.: ϕ 55mm*H150mm	
MFR.: NEKO LIGHTING AG		

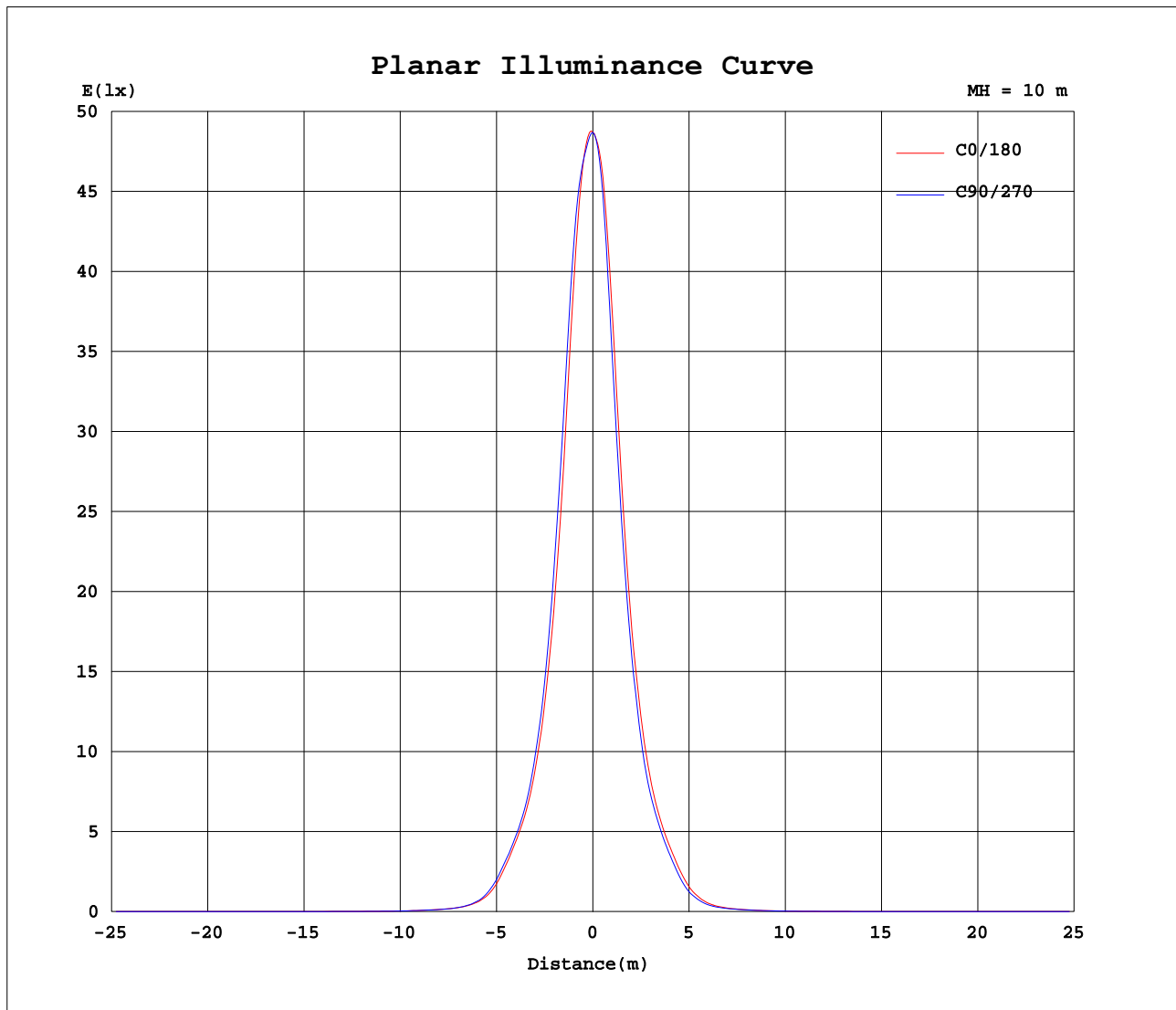
AvgL	cd/m2
L_0~180 (65) av	556
L_0~180 (75) av	180
L_0~180 (85) av	206
L_90~270 (65) av	823
L_90~270 (75) av	169
L_90~270 (85) av	222
L_45 (65) av	758
L_45 (75) av	172
L_45 (85) av	217

Standard: GB/T 29293-2012

C Range: 0 - 360DEG
C Interval: 15.0DEG
Test Speed: HIGH
Temperature:25.3DEG
Operators:Jason
Test Date:2020-05-09

γ Range: 0 - 90DEG
 γ Interval: 0.5DEG
Test System:EVERFINE GO-2000B_V1 SYSTEM V2.0.362
Humidity:58%
Test Distance:5.850m [K=1.0000]
Remarks:

Planar Illuminance Curve



C Range: 0 - 360DEG
C Interval: 15.0DEG
Test Speed: HIGH
Temperature: 25.3DEG
Operators: Jason
Test Date: 2020-05-09

γ Range: 0 - 90DEG
 γ Interval: 0.5DEG
Test System: EVERFINE GO-2000B_V1 SYSTEM V2.0.362
Humidity: 58%
Test Distance: 5.850m [K=1.0000]
Remarks:

```

γ Range: 0 - 90DEG
γ Interval: 0.5DEG
Test System:EVERFINE GO-2000B_V1 SYSTEM V2.0.362
Humidity:58%
Test Distance:5.850m [K=1.0000]
Remarks:

```

```

γ Range: 0 - 90DEG
γ Interval: 0.5DEG
Test System:EVERFINE GO-2000B_V1 SYSTEM V2.0.362
Humidity:58%
Test Distance:5.850m [K=1.0000]
Remarks:

```